



SOUTH CAROLINA'S PUBLIC BROADCASTING STATION

SCEV.ORG

Project Based Learning & Student Created Content

Sharla Brown & Debbie Jarrett



@SCETV
@SCPublicRadio
@TeacherLineSE



South Carolina ETV
SCETV Education

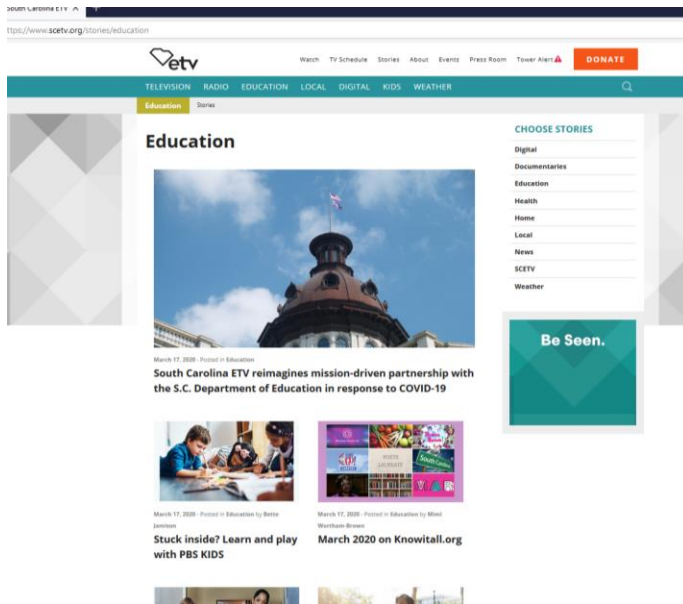


South Carolina ETV

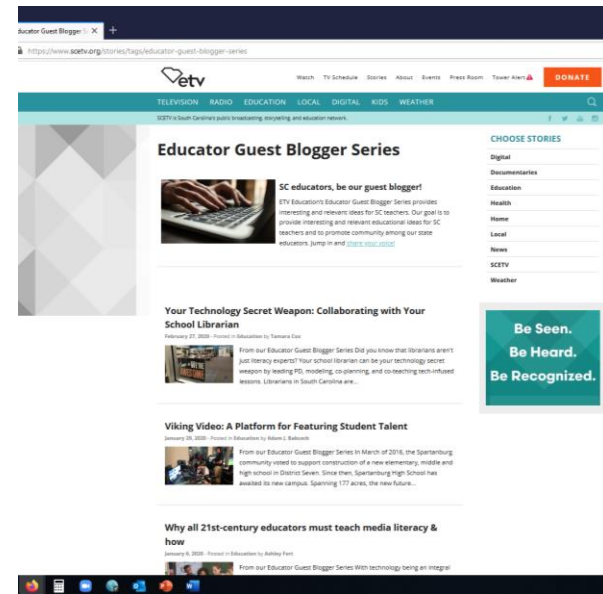
Follow SCETV & ETV Education on Social



Keep up the ETV Education & Create Content Too!



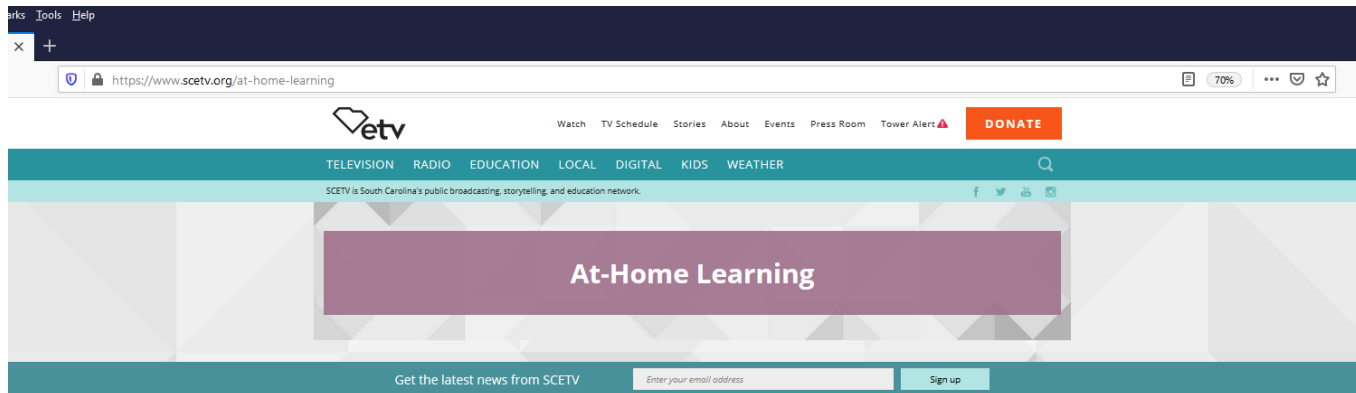
<https://www.sctv.org/newsletter?email=>



<https://www.sctv.org/stories/tags/educator-guest-blogger-series>

Next Session

- Updated Broadcast Schedule + Instructional Resources
- www.sctv.org/athomelearning





SOUTH CAROLINA'S PUBLIC BROADCASTING STATION

SCE TV.ORG

Project Based Learning

Sharla Brown

sbrown@sctv.org

WHAT IS PROJECT-BASED LEARNING?



TEACHERS MAKE THE DIFFERENCE.

WE SUPPORT TEACHERS AS
THEY GET STUDENTS
TO UNDERSTAND
THE IMPORTANCE OF
ASKING... WHY?



LEARNING **WHY**

SCETV RESOURCE FOR SC TEACHERS



- PROJECT-BASED LESSONS
- ONE-TO-ONE LESSONS
- EXAMPLES OF BEST PRACTICES



Schedule for Today's Webinar:

First we will look at: What is Project-based learning (PBL)?

Then we will move onto: What are the benefits to PBL?

Lastly, we will take time to: Look at examples of PBL

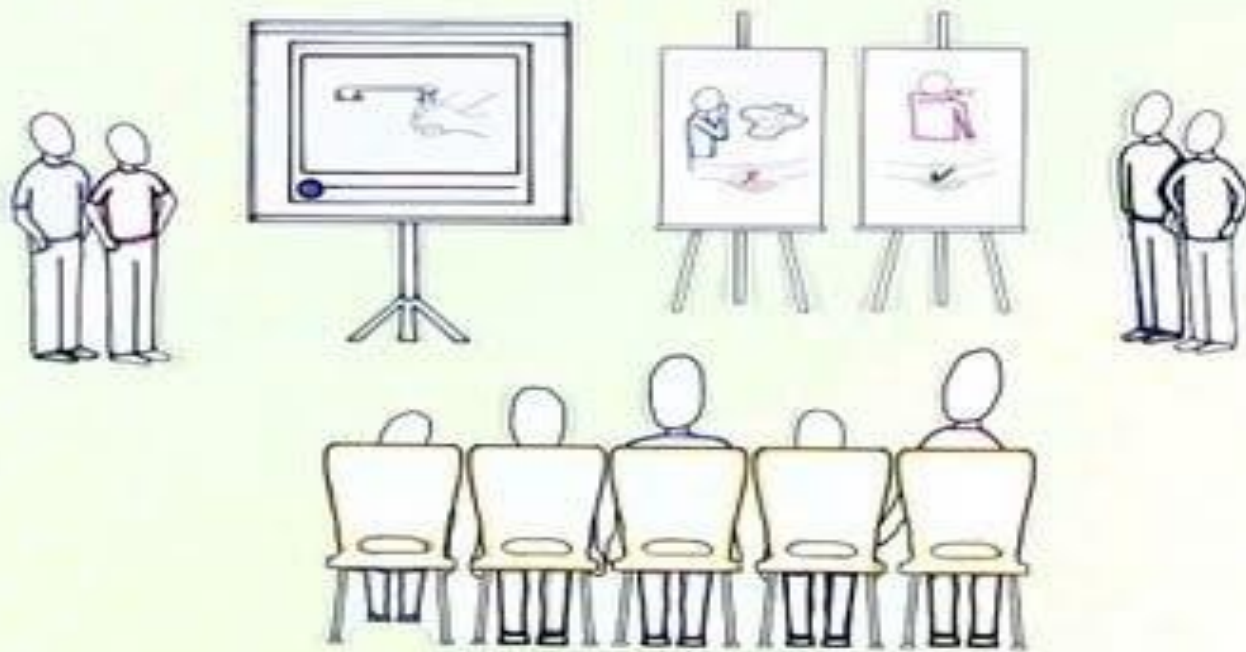


PART I –

- Intro - What is a Project-Based Learning (PBL)?



What is a PBL?



Basics of a PBL:

Five Keys To Rigorous Project Based Learning



PBL Basics:

- Learning by Doing
 - Learning guided by experience
- Learning driven by student interest
- Meaningful content-based projects

Basics of a PBL:

- Challenging essential question or problem addresses real-world issues
- Created student-centered investigating and responding.
- Students asked to find resources, investigate, explore and apply information



Basics of a PBL:

- Lessons are minimally 3-7 days or as long as a school year.
- Students create a product
- Multi-faceted assessment



PART II –

- What are the benefits to Project-Based Learning (PBL)?



Student-centered

- Students being able to have input




Sense of relevance and authenticity


- Demonstrates to students that their school work is related to what others in the real world do



Addressing the Achievement Gap Through Project-Based Learning



Addressing the Achievement Gap Through Project-Based Learning



Teacher's role is one of coach/ facilitator

- Collaboration across content areas allows planning with colleagues.



Inspire lifelong learners

- Collaboration across content areas allows planning with colleagues.




PART III –


- What does a PBL look like??



Project-Based Learning: Design and Build a Rain Garden for Your School or Community – High School



Project-Based Learning: Elementary Project: Courtyard Re-Design - Elementary

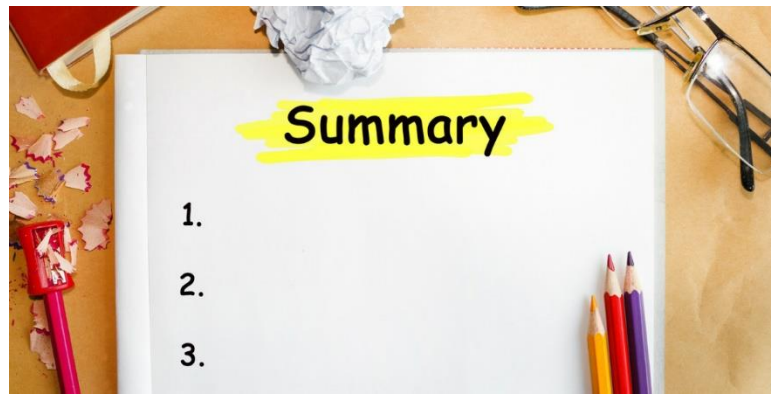


Project-Based Learning Modified for 1:1 in LearningWhy

Forces of Unity and Division

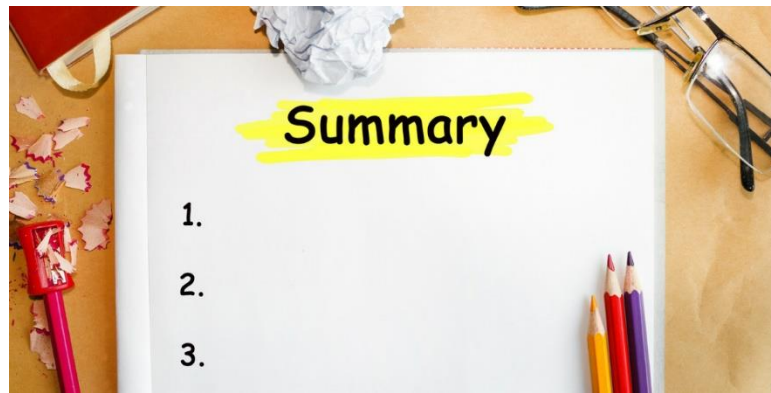
Analyzing Political Cartoons

The Amazing Amusement Park



When using PBL in your classroom, think about to what extent do students:

- investigate challenging problems, questions, and issues over an extended period of time?
- focus on concepts, knowledge, and skills central to subject areas and intellectual disciplines?
- experience research-based instruction and support as needed for learning and project success?



When using PBL in your classroom, think about to what extent do students:

- commit themselves to completing work of the highest quality?
- engage in work that makes an impact on or otherwise connects to the world beyond school, and to their personal interests and concerns?
- use the tools, techniques, and/or digital technologies employed in the world beyond school?



When using PBL in your classroom, think about to what extent do students:

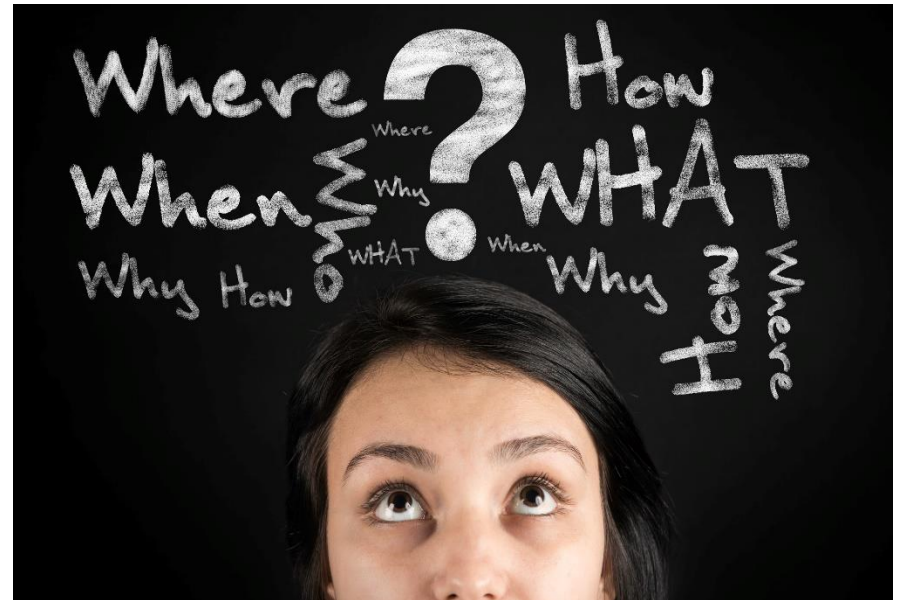
- make choices regarding project topics, activities, and/ or products?
- share their work-in-progress with peers, teachers, and others for feedback?
- exhibit their work and describe their learning to peers and people beyond the classroom?
- receive feedback and/or engage in dialogue with their audiences

Any questions:

- Contact scetv@learningwhy.org

Or

- [Sharla Brown, LearningWhy Manager](mailto:sbrown@scetv.org)
at sbrown@scetv.org





SOUTH CAROLINA'S PUBLIC BROADCASTING STATION

SCEV.ORG

Student Created Content

Debbie Jarrett
djarrett@sce tv.org

Flipgrid

- Allows teachers to create "grids" to facilitate video discussions.
- Each grid is like a message board where teachers can pose questions, called "topics," and their students can post video responses that appear in a tiled grid display.
- Can be used in all models for assessment, documentation and feedback.



Marble Roller Coaster

Use this grid to explain your marble roller coaster and how you constructed it. Be sure to discuss the potential energy of the marbles and how the speed of the marble impacts its energy. You may also include areas of improvement for your roller coaster.



Screencastify

- Free screen recorder for Chrome
- Record and share videos in seconds
- Videos autosave to your Google Drive



Screencastify - Screen Video Recorder

Remove from Chrome

Offered by: <https://www.screencastify.com>

★★★★☆ 10,593 | Productivity | 10,000,000+ users

🔒 Works with Google Drive | 🌐 Runs offline

Overview

Reviews

Support

Related



The easy way to
record screencasts.

Quickly capture your entire desktop,
current browser tab, or webcam.



iMovie (Mac)



iMovie (iPads)

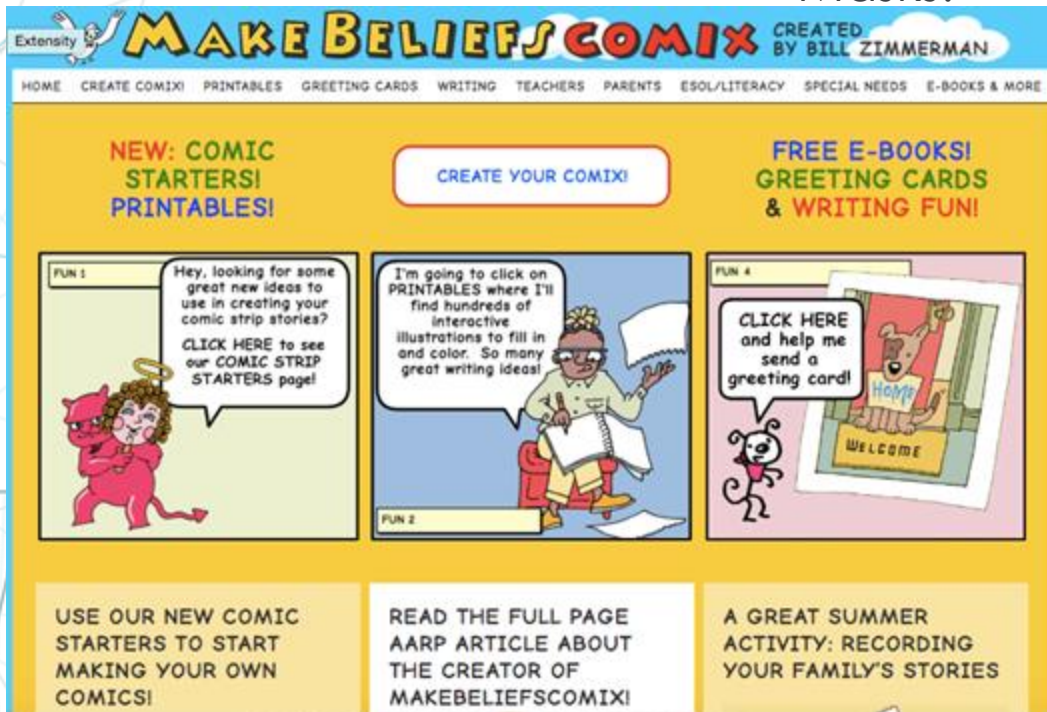


Edit videos in YouTube Studio
studio.youtube.com



Make Beliefs Comix

Teach writing, storytelling with this comic strip creation tool.
Create Comics Online: Comic Strips, Printables, Greeting Cards and
Masks.



The screenshot shows the homepage of the Make Beliefs Comix website. At the top, it says "Extensivity MAKE BELIEFS COMIX CREATED BY BILL ZIMMERMAN". Below this is a navigation menu with links: HOME, CREATE COMIX!, PRINTABLES, GREETING CARDS, WRITING, TEACHERS, PARENTS, ESOL/LITERACY, SPECIAL NEEDS, E-BOOKS & MORE.

The main content area is divided into three columns:

- Column 1:** "NEW: COMIC STARTERS! PRINTABLES!" with a "CREATE YOUR COMIX!" button. Below is a comic panel labeled "FUN 1" showing a pink devil and a girl. The speech bubble says: "Hey, looking for some great new ideas to use in creating your comic strip stories? CLICK HERE to see our COMIC STRIP STARTERS page!"
- Column 2:** "FREE E-BOOKS! GREETING CARDS & WRITING FUN!". Below is a comic panel labeled "FUN 2" showing a woman sitting at a desk. The speech bubble says: "I'm going to click on PRINTABLES where I'll find hundreds of interactive illustrations to fill in and color. So many great writing ideas!"
- Column 3:** "CLICK HERE and help me send a greeting card!". Below is a comic panel labeled "FUN 4" showing a girl holding a "WELCOME" card. The speech bubble says: "CLICK HERE and help me send a greeting card!"

At the bottom, there are three text boxes:

- USE OUR NEW COMIC STARTERS TO START MAKING YOUR OWN COMICS!
- READ THE FULL PAGE AARP ARTICLE ABOUT THE CREATOR OF MAKEBELIEFS.COMIX!
- A GREAT SUMMER ACTIVITY: RECORDING YOUR FAMILY'S STORIES



Please leave feedback in the comment/chat section.

Let us know if this webinar was helpful

AND

Let us know if there are other topics you are interested in having
us present

Questions?

Contact Debbie at djarrett@scetv.org

OR

etveducation@scetv.org



Please provide feedback


- Please complete the following evaluation (all links send you to the same evaluation):

bit.ly/etveval

tinyurl.com/y6jhfmhb

forms.gle/4Cm68JuuZzQkWVcu6





etveducation

thanks for
joining us!